

ASSEMBLY AND INSTRUCTION MANUAL

MODEL 0621 BLOBB.DE LUXE

© 2021 KURT BEIER & KATI QUINGER



Chair with swivel function...  swing Function...  motorised back and manual headrest



Cushy appearance



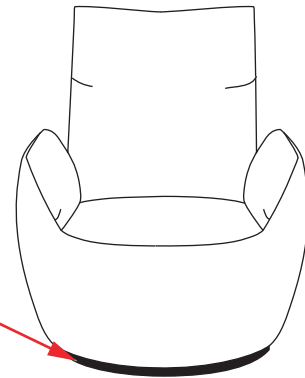
Motorised back option



Relax-Stool

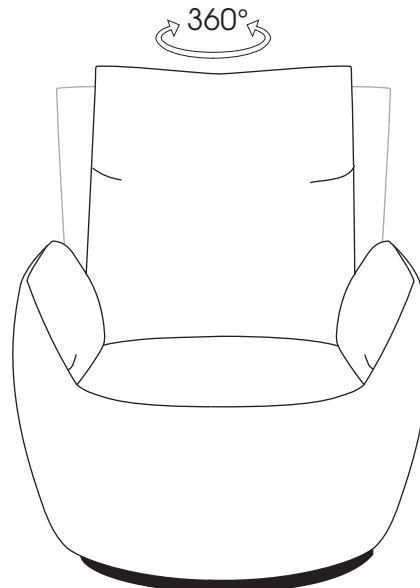
Attention! Safety note:

The base plate is plugged into a conical turning spindle.
For transportation it is absolutely necessary to lift up the chair at
the base plate.

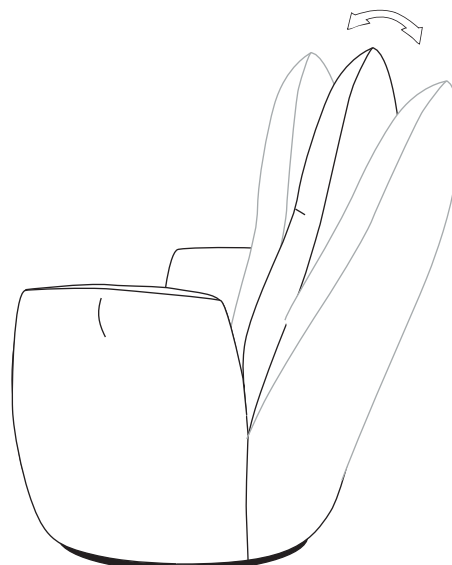


Turning and swing system

360 ° Rotary system:




Swing system:



Attention! Maximum load of turning and swing system: up to 110 kg

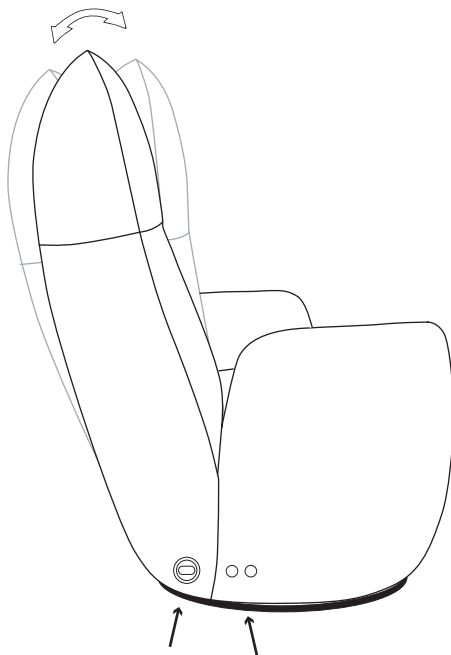
Manual adjustment of headrest:



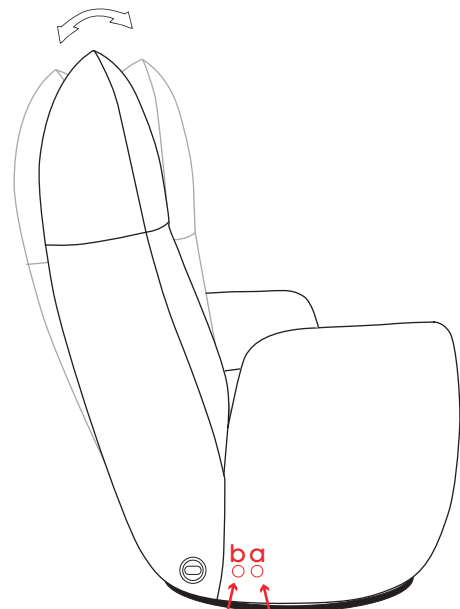
1. To adjust the desired position grip the headrest from the outside and lift it carefully inside.
2. To obtain zero position, pull the headrest slightly beyond the lower position (towards you) and fold it back to the zero position.
3. From zero position you can easily snap the headrest into desired position.

Motorised back function:

The back function is operated using the control buttons (a and b) on the side.



Charging port and control buttons, left.
(Directional is standing in front of the furniture)



Back retracts (b) Back moves forward (a)